

Eye Movements 1

Tuesday, November 14, 2006
11:09 AM

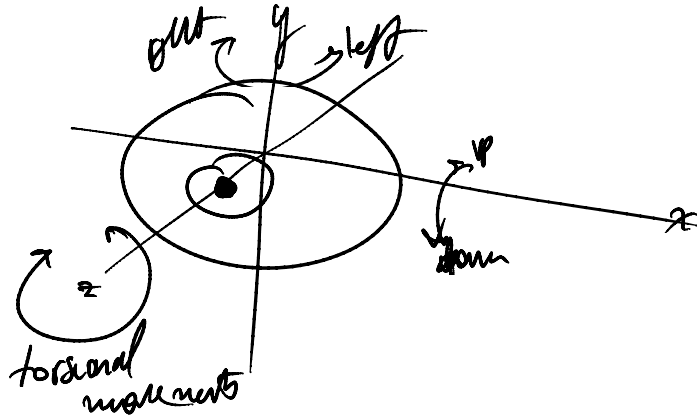
Eye Movements

- Oculomotor System

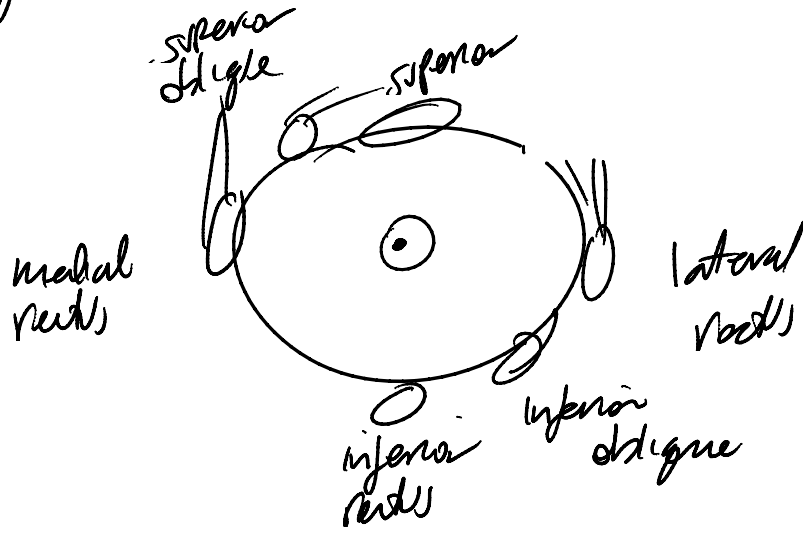
- eyes move within 6 degrees of freedom:

3 translations — not very often

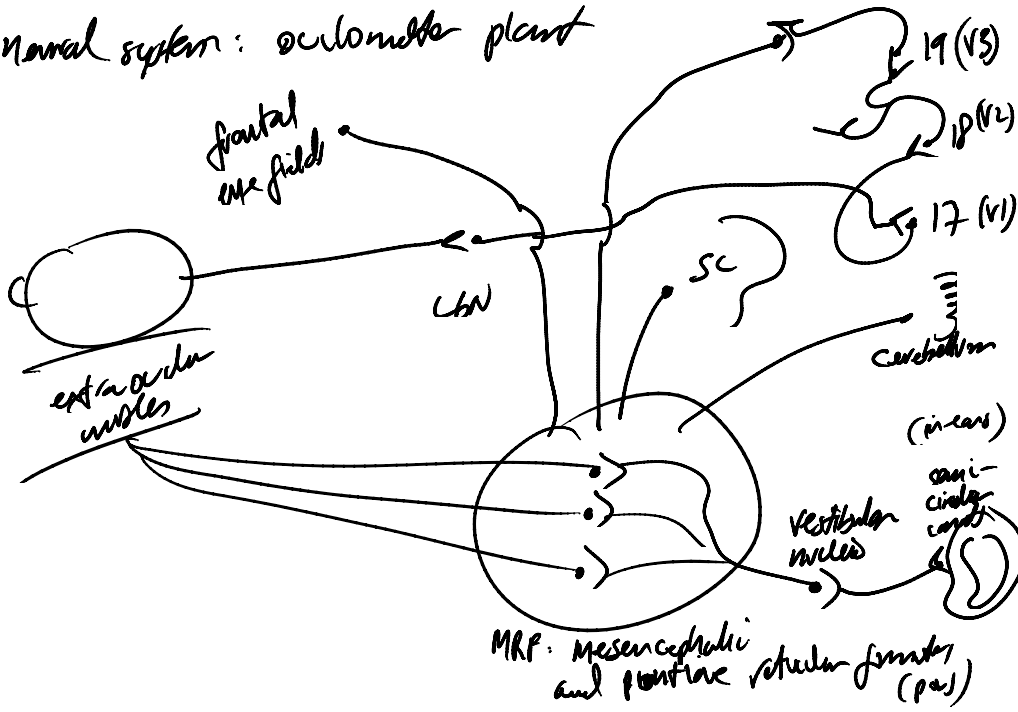
3 rotations — mostly rotations



6 muscles responsible for movements:
(3 pairs)



neural system: oculomotor plant



- 3 main areas affecting eye movements:

- occipital cortex (visual cortex) : voluntary ("I want to look here")

- SC (connected directly to retinal periphery) : involuntary (stimulus-driven) ("I have to look here")

- Semi-circ. canals : reflexive (Vestibulo ocular reflex or VOR)
(used to stabilize image on retina in response to head rotation)
← a feedback loop (circuit) basically